

# HOW TO...

## MAKE A MINI WATER LANDSCAPE

### YOU'LL NEED




- Water
- Some low-cost kids paint with dollar brush
- A plastic storage box cover

### WHERE

- Yard, bathtub, balcony or even in a park

### WHAT TO DO

- Go outside and grab some leaves, flowers and rocks
- Put water into the cover to make a lake
- Put some colour in to make your lake colourful
- Place rocks, leaves and flowers as you want
- Take a photo and share it with your friends



Share it with [#FreeYourPlay](#)